

CAB 3™ marking system for Viking™ 3 terminal blocks and wires



Perfect alignment of label holders













































382 12














































CAB 3 on Viking 3 terminal blocks




Terminal strip with CAB 3 markers and label-holders

| Pack ⁽¹⁾ | Cat.Nos | | Markers for cables cross-section 0.15 to 0.5 mm ² and 0.5 to 1.5 mm ² and terminal blocks | |
|---------------------|-------------------------|------------------------|---|--|
| | 0,15 à 0,5 ² | 0,5 à 1,5 ² | 4 markers max. on terminal blocks | |
| | | | Digits: international colour code | |
| 1000 | 1200 | 381 00 | 382 10 | 0 Black |
| 1000 | 1200 | 381 01 | 382 11 | 1 Brown  |
| 1000 | 1200 | 381 02 | 382 12 | 2 Red  |
| 1000 | 1200 | 381 03 | 382 13 | 3 Orange  |
| 1000 | 1200 | 381 04 | 382 14 | 4 Yellow  |
| 1000 | 1200 | 381 05 | 382 15 | 5 Green  |
| 1000 | 1200 | 381 06 | 382 16 | 6 Blue  |
| 1000 | 1200 | 381 07 | 382 17 | 7 Purple  |
| 1000 | 1200 | 381 08 | 382 18 | 8 Grey  |
| 1000 | 1200 | 381 09 | 382 19 | 9 White  |
| | | | | Letters: black on yellow background |
| 300 | 381 10 | 383 00 | A |  |
| 300 | 381 11 | 383 01 | B |  |
| 300 | 381 12 | 383 02 | C |  |
| 300 | 381 13 | 383 03 | D |  |
| 300 | 381 14 | 383 04 | E |  |
| 300 | 381 15 | 383 05 | F |  |
| 300 | 381 16 | 383 06 | G |  |
| 300 | 381 17 | 383 07 | H |  |
| 300 | 381 18 | 383 08 | I |  |
| 300 | 381 19 | 383 09 | J |  |
| 300 | 381 20 | 383 10 | K |  |
| 300 | 381 21 | 383 11 | L |  |
| 300 | 381 22 | 383 12 | M |  |
| 300 | 381 23 | 383 13 | N |  |
| 300 | 381 24 | 383 14 | O |  |
| 300 | 381 25 | 383 15 | P |  |
| 300 | 381 26 | 383 16 | Q |  |
| 300 | 381 27 | 383 17 | R |  |
| 300 | 381 28 | 383 18 | S |  |
| 300 | 381 29 | 383 19 | T |  |
| 300 | 381 30 | 383 20 | U |  |
| 300 | 381 31 | 383 21 | V |  |
| 300 | 381 32 | 383 22 | W |  |
| 300 | 381 33 | 383 23 | X |  |
| 300 | 381 34 | 383 24 | Y |  |
| 300 | 381 35 | 383 25 | Z |  |
| | | | | Conventional symbols: black on yellow background |
| 300 | 381 40 | 382 70 | / |  |
| 300 | 381 41 | 382 71 | • |  |
| 300 | 381 42 | 382 72 | + |  |
| 300 | 381 43 | 382 73 | - |  |
| 300 | 381 44 | 382 74 | ~ |  |
| 300 | 381 45 | 382 75 | = |  |
| 300 | 381 46 | 382 76 | ⚡ |  |

| Pack ⁽¹⁾ | Cat.Nos | | Markers for cables cross-section 1.5 to 2.5 mm ² and 4 to 6 mm ² | |
|---------------------|-------------------------|---------------------|---|--|
| | 1,5 to 2,5 ² | 4 to 6 ² | Digits: international colour code | |
| 1200 | 800 | 382 20 | 382 30 | 0 Black  |
| 1200 | 800 | 382 21 | 382 31 | 1 Brown  |
| 1200 | 800 | 382 22 | 382 32 | 2 Red  |
| 1200 | 800 | 382 23 | 382 33 | 3 Orange  |
| 1200 | 800 | 382 24 | 382 34 | 4 Yellow  |
| 1200 | 800 | 382 25 | 382 35 | 5 Green  |
| 1200 | 800 | 382 26 | 382 36 | 6 Blue  |
| 1200 | 800 | 382 27 | 382 37 | 7 Purple  |
| 1200 | 800 | 382 28 | 382 38 | 8 Grey  |
| 1200 | 800 | 382 29 | 382 39 | 9 White  |
| | | | | Letters: black on yellow background |
| 300 | 383 30 | 383 60 | A |  |
| 300 | 383 31 | 383 61 | B |  |
| 300 | 383 32 | 383 62 | C |  |
| 300 | 383 33 | 383 63 | D |  |
| 300 | 383 34 | 383 64 | E |  |
| 300 | 383 35 | 383 65 | F |  |
| 300 | 383 36 | 383 66 | G |  |
| 300 | 383 37 | 383 67 | H |  |
| 300 | 383 38 | 383 68 | I |  |
| 300 | 383 39 | 383 69 | J |  |
| 300 | 383 40 | 383 70 | K |  |
| 300 | 383 41 | 383 71 | L |  |
| 300 | 383 42 | 383 72 | M |  |
| 300 | 383 43 | 383 73 | N |  |
| 300 | 383 44 | 383 74 | O |  |
| 300 | 383 45 | 383 75 | P |  |
| 300 | 383 46 | 383 76 | Q |  |
| 300 | 383 47 | 383 77 | R |  |
| 300 | 383 48 | 383 78 | S |  |
| 300 | 383 49 | 383 79 | T |  |
| 300 | 383 50 | 383 80 | U |  |
| 300 | 383 51 | 383 81 | V |  |
| 300 | 383 52 | 383 82 | W |  |
| 300 | 383 53 | 383 83 | X |  |
| 300 | 383 54 | 383 84 | Y |  |
| 300 | 383 55 | 383 85 | Z |  |
| | | | | Conventional symbols: black on yellow background |
| 300 | 382 80 | 382 90 | / |  |
| 300 | 382 81 | 382 91 | • |  |
| 300 | 382 82 | 382 92 | + |  |
| 300 | 382 83 | 382 93 | - |  |
| 300 | 382 84 | 382 94 | ~ |  |
| 300 | 382 85 | 382 95 | = |  |
| 300 | 382 86 | 382 96 | ⚡ |  |

(1) Up to 0.5 mm²: strips of 25 markers
 From 0.5 mm² to 2.5 mm²: strips of 30 markers
 Upper 2.5 mm²: strips of 20 markers
 Price per marker

CAB 3™ marking system for Viking™ 3 terminal blocks and wires



| Pack | Cat.Nos | | Markers for cables cross-section 0.5 to 1.5 mm² and 1.5 to 2.5 mm² and terminal blocks (only from Cat.No 381 50 to 55) Numbers: black on white background (available in black on yellow background on request) 01 to 20 21 to 40 41 to 60 61 to 80 81 to 100 blank |
|------|-------------------------|-------------------------|---|
| | 0.5 to 1.5 ² | 1.5 to 2.5 ² | |
| 240 | 381 50 | 381 60 | |
| 240 | 381 51 | 381 61 | |
| 240 | 381 52 | 381 62 | |
| 240 | 381 53 | 381 63 | |
| 240 | 381 54 | 381 64 | |
| 240 | 381 55 | 381 65 | |

| Marking label sheets Blank markers 100 snap off markers for terminals pitch (mm) | | |
|--|------------|------------|
| 1000 | 395 00 | |
| 1000 | 395 01 | |
| 1000 | 395 02 | |
| Numbers Horizontal Format | | |
| | Width 5 mm | Width 6 mm |
| 1000 | 395 05 | 395 15 |
| 1000 | 395 06 | 395 16 |
| 1000 | 395 07 | 395 17 |
| 1000 | 395 08 | 395 18 |
| 1000 | 395 09 | 395 19 |
| 1000 | 395 10 | 395 20 |
| 1000 | 395 11 | 395 21 |

| Black felt tip pen Indelible for marking | | |
|--|--------|--|
| 10 | 395 98 | |

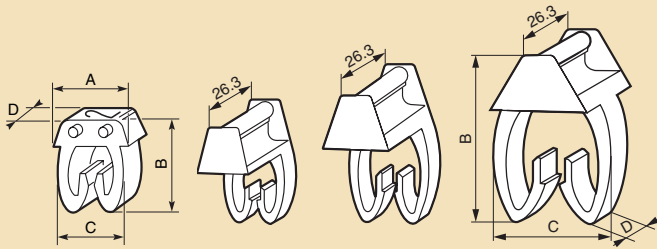
| Accessories Label-holders For cables cross-section from 10 mm ² to 70 mm ² Can accept a max. of: | | |
|---|--|--|
| | • 8 digits, letters or symbols markers from 0.5 to 1.5 mm ² or 1.5 to 2.5 mm ² cross section Section 10 to 16 mm ² Section 25 to 35 mm ² Section 50 to 70 mm ² | |
| 100 | 384 90 | |
| 50 | 384 91 | |
| 50 | 384 92 | |

| Pack | Cat.Nos | Accessories Support for markers Can be clipped on terminal blocks Viking 3 Accept 7 markers from 0.15 to 0.5 mm ² or 6 markers from 0.5 to 1.5 mm ² CAB 3™ installation tool (Viking terminal only) The head pivots, making it easy to install markers of both sizes (cross-sections 0.15-0.5 and 0.5-1.5 mm ²) Tool kit (1 tool + 3 heads) Replacement head for installation tool Cat.No 382 05 |
|--|--|--|
| 100 | 383 92 | |
| 1 | 382 05 | |
| 20 | 382 06 | |
| Applicators Transparent : immediate identification of markers For rapid selection and application of markers onto cable | | |
| | For markers cross-section (mm ²) | Applicator colour for identification of cross-section |
| 10 | 383 94 | 0.15 to 0.5 CAB 3 |
| 10 | 383 95 | 0.5 to 1.5 CAB 3 |
| 10 | 383 96 | 1.5 to 2.5 CAB 3 |
| 10 | 383 97 | 4 to 6 CAB 3 |
| Set of CAB 3™ markers For cables with the following cross-sections: | | |
| 1 | 382 01 | 0.15 to 0.5 mm ² : 2500 markers + 10 applicators (250 digits from 0 to 9) |
| 1 | 382 02 | 0.5 to 1.5 mm ² : 3000 markers + 10 applicators (300 digits from 0 to 9) |
| 1 | 382 03 | 1.5 to 2.5 mm ² : 3000 markers + 10 applicators (300 digits from 0 to 9) |
| 1 | 382 04 | 4 to 6 mm ² : 2000 markers + 10 applicators (200 digits from 0 to 9) |
| On-site toolbox For CAB 3™ marking system, Starfix™ ferrules Has removable tray for markers (CAB 3, Duplix, Memocab.Markers not included.), applicators (CAB 3, Starfix), Starfix tools and ferrules Height 85, depth 280, width 450 mm Metal, can be padlocked | | |
| 1 | 382 00 | |

CAB 3™ cable marking system for Viking™ 3 terminal blocks

Characteristics and dimensions of label-holders

Polyamide 6.6

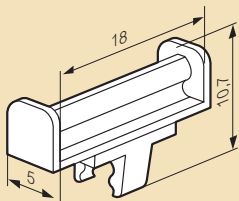


Markers / Label holders

| Dimensions | Cable cross-section (mm ²) | | | | | | |
|------------------|--|------------|------------|---------|----------|----------|----------|
| | 0.15 to 0.5 | 0.5 to 1.5 | 1.5 to 2.5 | 4 to 6 | 10 to 16 | 25 to 35 | 50 to 70 |
| A (mm) | 5 | 5 | 5.6 | 8 | - | - | - |
| B (mm) | 5.05 | 6.4 | 7.6 | 9.6 | 18 | 24.5 | 27.2 |
| C (mm) | 3.7 | 4.3 | 4.9 | 7.1 | 8.9 | 12.2 | 17.2 |
| D (mm) | 2.3 | 3 | 3 | 3 | 7 | 7 | 10 |
| min./max. (Ø mm) | 0.8/2.2 | 2.2/3 | 2.8/3.8 | 4.3/5.3 | 6.3/7.4 | 8.5/10.2 | 11/14 |

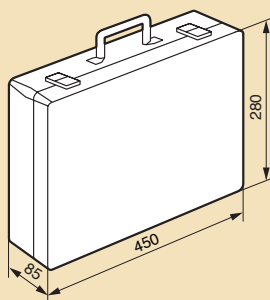
Cat.Nos 381 50 to 381 55 and 381 60 to 381 65: No linking stud. D = 6 mm

Cat.No 383 92



Characteristics and dimensions of on-site toolbox

Cat.No 382 00



Bottom tray consists of:

- 8 medium slots (each slot takes 1 box of CAB 3)
- 1 large slot

Top tray consists of:

- 12 small slots (<=> will take approx. 6 boxes of CAB 3)
- 1 medium slot for applicators

Capacity: approx. 15 000 CAB 3 markers

Installation

CAB 3 installation tool Cat.No 382 05



labelling system



385 85



Tapes for hand-held printer



Heat-shrinkable sleeves

For making identification labels for patch panels, cables and wiring accessories
Labels on adhesive tape
Numerous print functions and settings, data memorisation and import possible

| Pack | Cat.Nos | Portable labelling system |
|------|---------|---|
| 1 | 385 85 | Supplied complete in carrying case with hand-held printer power supply unit 200-240 V~ 50/60 Hz, 9 volts 2 tape cassettes Cat.No 383 82/87, serial link cable for PC, software on CD for importing data onto memory card, 64 K memory card Operates with 6 LR6 batteries (not supplied) or rechargeable battery (not supplied) or power supply unit (supplied) |
| 1 | 385 98 | 64 K memory card for saving data |
| 1 | 385 99 | Rechargeable battery pack |

| Pack | Adhesive tapes for hand-held printer | | Indoor or outdoor use | Length 5.5 m x width: |
|--|--------------------------------------|------------|-----------------------|--|
| | White | Metal grey | | |
| 1 | 385 81 | | | 9 mm |
| 1 | 385 82 | 385 84 | | 12 mm |
| 1 | 385 83 | 385 86 | | 19 mm |
| Flexible polyamide for curved surface cables | | | | |
| Indoor use | | | | |
| Length 3.5 m x width: | | | | |
| 1 | 385 87 | 385 89 | | 12 mm |
| 1 | 385 88 | 385 90 | | 19 mm |
| Flexible vinyl for cords or faceplates | | | | |
| Indoor or outdoor use | | | | |
| Length 5.5 m x width: | | | | |
| 1 | 385 95 | 385 94 | | 12 mm |
| 1 | 385 92 | 385 93 | | 12 mm |
| 1 | | Red | | 19 mm |
| 1 | 385 96 | | | Transparent polyester 9 mm width, 7 mm length |
| 1 | 385 74 | | | Non adhesive 12 mm width, 5.5 mm length white propylene |

| Pack | Cat.Nos | Heat-shrinkable sleeves | | Conductor Ø (mm) | Colour |
|------|---------|-------------------------|------------|------------------|--------|
| | | Length (mm) | Width (mm) | | |
| 1 | 385 70 | 1.5 | 6 | 1.18 2.33 | White |
| 1 | 385 71 | 1.5 | 9 | 1.73 3.73 | White |
| 1 | 385 72 | 1.5 | 12 | 2.97 5.13 | White |
| 1 | 385 73 | 1.5 | 19 | 4.64 8.70 | White |

| Pack | Cat.Nos | Accessories for Cat.No 049 50 | |
|------|---------|-------------------------------|--|
| | | Length (mm) | Width (mm) |
| 5 | 049 53 | | Tape refill (black characters on white background) 9 mm width |
| 5 | 049 54 | | 12 mm width |