

Cable Management Systems Intelligent Distribution

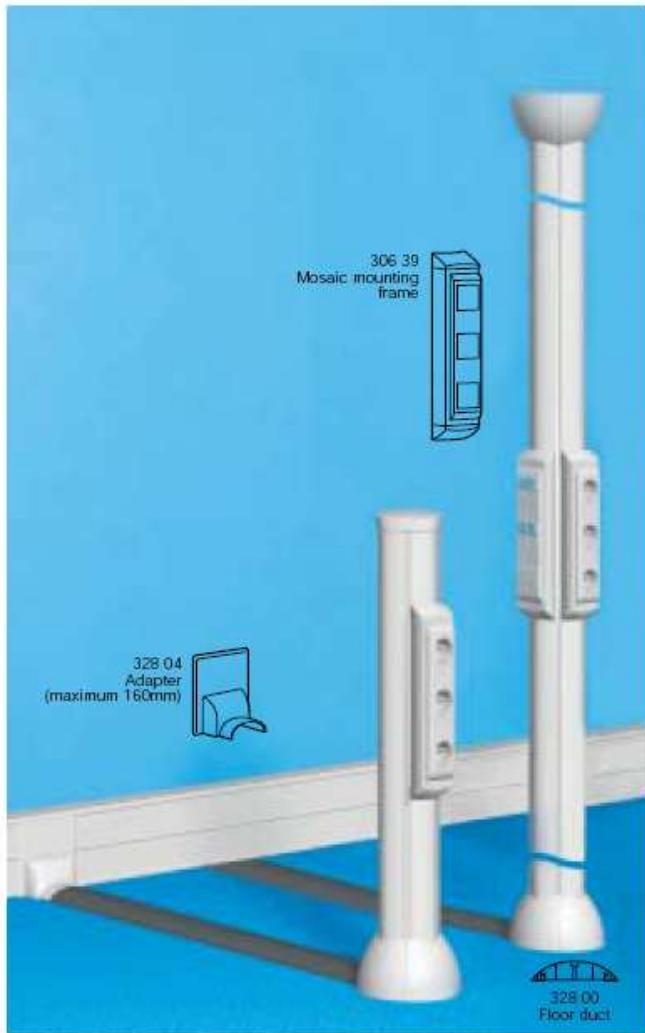


QUICK REFERENCE GUIDE

 **legrand**[®]

DL POLE

DLP aluminium distribution columns semi-columns, mini-columns



Pack Cat.Nos Columns and semi-columns



Composed of :
 • aluminium body
 • telescopic ceiling mounting device
 • two protective end caps
 • white PVC covers

mini-columns

• base plate and end cap

Columns 4 compartments

1 307 03 Length 2,70 m
 1 307 07 Length 3,90 m



Semi-columns 2 compartments

1 307 35 Length 2,70 m
 1 307 36 Length 3,90 m



Mini-columns 4 compartments

1 307 42 Length 0,70 m



Mounting frame

1 306 37 3 module Mosaic mounting frame for all poles
 1 306 39 6 module Mosaic mounting frame for all poles

	Maximum length to false ceiling	Maximum length to ceiling
307 03 307 35	2,70 m	3,80 m
307 07 307 36	3,90 m	5,00 m

DL DUCT

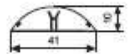
floor duct



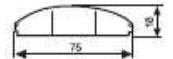
Pack Cat.Nos Floor duct

For protection of power and data cables on floors between desks, machines etc. Also used for supply of cables to columns and mini columns.
 Supplied with cover

54(1) 300 92 41 x 10 mm cross section
 2 compartments / 2m length



36(1) 300 93 75 x 18 mm cross section
 3 compartments / 2m length



24(1) 328 00 92 x 20 mm cross section
 4 compartments / 3m length



①: maxi Ø 14,5 mm
 ②: maxi Ø 9 mm

Accessories for 0328 00 floor duct





5 328 01 4-direction junction box
 5 328 02 Flat angle
 10 328 03 Cover joint
 1 328 04 Adapter to DLP trunking up to 160mm
 10 328 07 End cap

(1) Number of metres per pack.

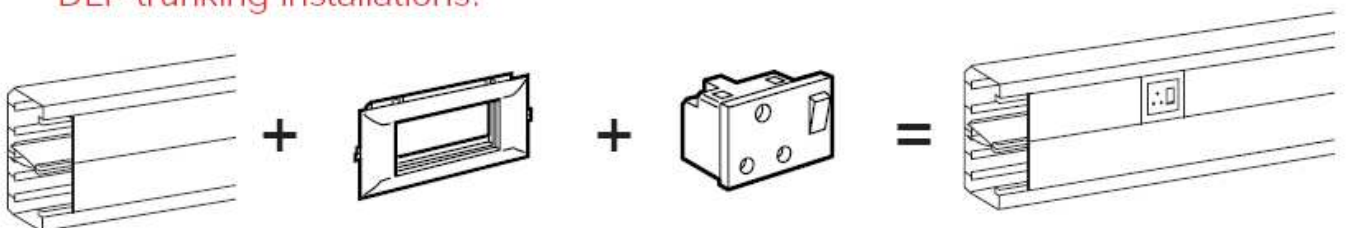
For more complete and detailed information on cable management systems and other Legrand product ranges refer to our catalogues:



Mosaic Accessories for New DLP Trunking

		<div style="display: flex; justify-content: space-between; align-items: center;"> <div style="background-color: red; color: white; padding: 5px; font-weight: bold;">0502 99</div> <div style="background-color: red; color: white; padding: 5px; font-weight: bold;">Tamperproof Socket Insert</div> </div>								
		SA Socket 741 20	SA Ded Socket 741 21	RJ11 Tel Socket 742 65	RJ45 Data Socket 742 65	20A DP Isolator 740 50	Schuko 16 A Socket 741 30	Schuko Ded 16 A Socket 741 32	British Std 13 A Socket 741 39	
CONSULT CATALOGUE FOR FULL OPTION										
GREY	1 Comp DLP 60 x 50	Frame	-	-	610910	610910	-	-	-	-
		Blank	-	-	-	-	-	-	-	-
		Cable outlet	-	-	-	-	-	-	-	-
		Cover	-	-	40/610520	40/610520	-	-	-	-
	1 Comp DLP 80 x 50	Frame	610931	610931	610921	610921	610941	610921	610921	610931
		Blank	-	-	74391	74391	-	-	-	-
		Cable outlet	-	-	-	-	74399	-	-	-
		Cover	65/610521	65/610521	65/610521	65/610521	65/610521	65/610521	65/610521	65/610521
	1 Comp DLP 105 x 50	Frame	610932	610932	610922	610922	610942	610922	610922	610932
		Blank	-	-	74391	74391	-	-	-	-
		Cable outlet	-	-	-	-	74399	-	-	-
		Cover	85/610522	85/610522	85/610522	85/610522	85/610522	85/610522	85/610522	85/610522
	2 Comp 65/65 DLP 150 x 50	Frame	610931	610931	610921	610921	610941	610921	610921	610931
		Blank	-	-	74391	74391	-	-	-	-
		Cable outlet	-	-	-	-	74399	-	-	-
		Cover	65/610521	65/610521	65/610521	65/610521	65/610521	65/610521	65/610521	65/610521
	3 Comp 65/40/65 DLP 195 x 50	Frame	610931	610931	610921	610921	610941	610921	610921	610931
		Blank	-	-	74391	74391	-	-	-	-
Cable outlet		-	-	-	-	74399	-	-	-	
Cover		65/610521	65/610521	40/610520	40/610520	65/610521	65/610521	65/610521	65/610521	
WHITE	1 Comp DLP 60 x 50	Frame	-	-	10910	10910	-	-	-	-
		Blank	-	-	74391	74391	-	-	-	-
		Cable outlet	-	-	-	-	-	-	-	-
		Cover	-	-	-	-	-	-	-	-
	1 Comp DLP 80 x 50	Frame	10931	10931	10921	10921	10941	10921	10921	10931
		Blank	-	-	74391	74391	-	-	-	-
		Cable outlet	-	-	-	-	74399	-	-	-
		Cover	65/10521	65/10521	65/10521	65/10521	65/10521	65/10521	65/10521	65/10521
	1 Comp DLP 105 x 50	Frame	10932	10932	10922	10922	10942	10922	10922	10932
		Blank	-	-	74391	74391	-	-	-	-
		Cable outlet	-	-	-	-	74399	-	-	-
		Cover	85/10522	85/10522	85/10522	85/10522	85/10522	85/10522	85/10522	85/10522
	2 Comp 65/65 DLP 60 x 50	Frame	10931	10931	10921	10921	10941	10921	10921	10931
		Blank	-	-	74391	74391	-	-	-	-
		Cable outlet	-	-	-	-	74399	-	-	-
		Cover	65/10521	65/10521	65/10521	65/10521	65/10521	65/10521	65/10521	65/10521
	3 Comp 65/40/65 DLP 195 x 50	Frame	10931	10931	10910	10910	10941	10921	10921	10931
		Blank	-	-	74391	74391	-	-	-	-
Cable outlet		-	-	-	-	74399	-	-	-	
Cover		65/10521	65/10521	40/10520	40/10520	65/10521	65/10521	65/10521	65/10521	

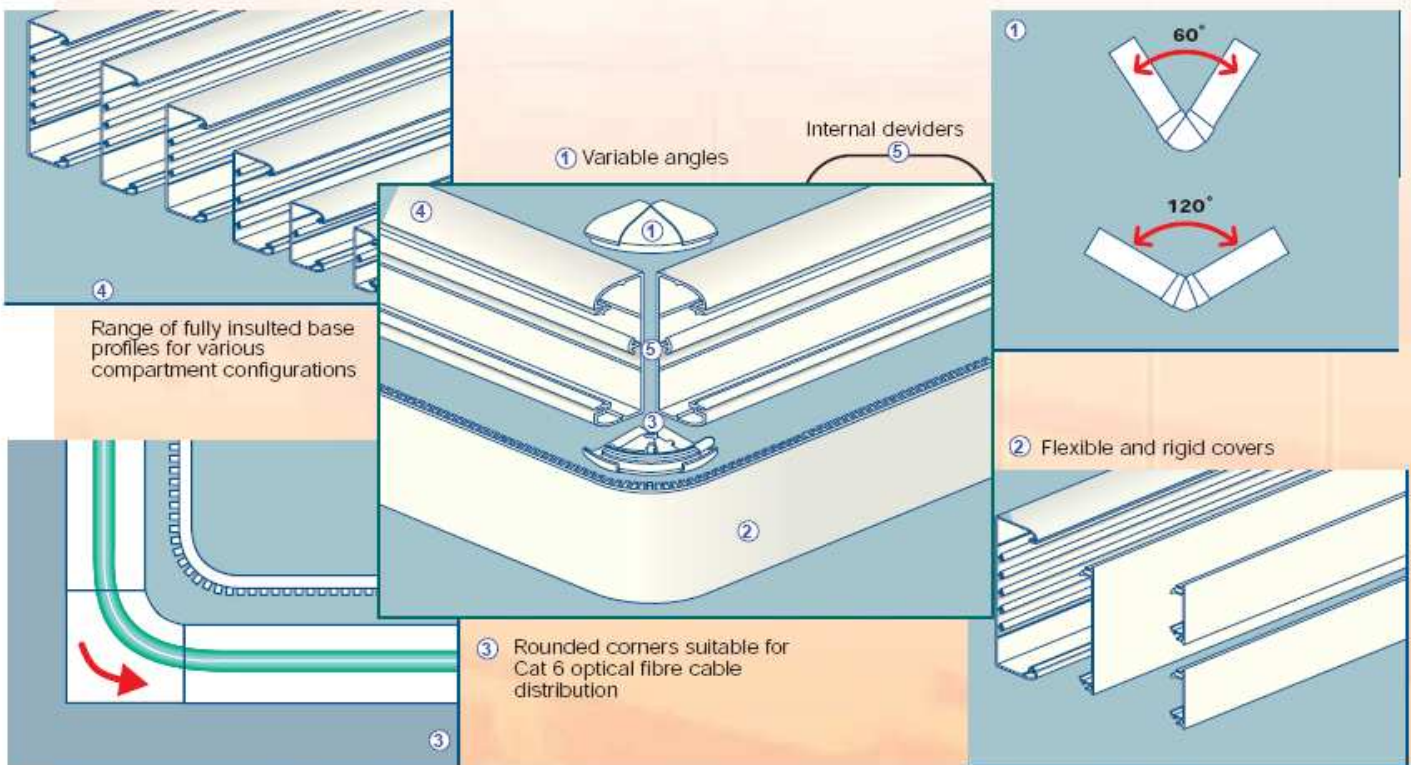
Easy clip-in assembly allows a combination of all Mosaic Accessories for DLP trunking installations.



selection chart for new DLP trunking and accessories

see choice of compartment table to select compartment configuration

Profile	2m length	flexible covers			rigid covers			partition	internal divider	end cap	variable internal angle						external angle		T-junction			
		40 mm	65 mm	85 mm	40 mm	65 mm	85 mm				internal divider			angle cover			internal divider	angle cover	flat angle	internal divider	junction cover	
		85°-95°	60°-85°	95°-120°	85°-95°	60°-85°	95°-120°															
Grey	60x50	610402	610520	-	-	610500	-	-	-	10582	610720	-	-	-	610602	610613	610614	-	610622	610642	610742	610732
	80x50	610412	-	610521	-	-	610501	-	-	10582	610722	-	-	-	610602	610613	610614	-	610622	610652	610742	610732
	105x50	610422	610520	-	610522	610500	-	610502	610472	10582	610702	610612	610612	610611	610602	610613	610614	610632	610622	610652	610742	610732
	150x50	610432	610520	610521	610522	610500	610501	610502	610472	10582	610706	610612	610612	610611	610602	610613	610614	610632	610622	610662	610742	610732
	195x50	610452	610520	610521	610522	610500	610501	610502	610472	10582	610707	610612	610612	610611	610602	610613	610614	610632	610622	610662	610742	610732
White	60x50	10402	10520	-	-	10500	-	-	-	10582	10720	-	-	-	10602	10613	10614	-	10622	10642	10742	10732
	80x50	10412	-	10521	-	-	10501	-	-	10582	10722	-	-	-	10602	10613	10614	-	10622	10652	10742	10732
	105x50	10422	10520	-	10522	10500	-	10502	10472	10582	10702	10612	10612	10611	10602	10613	10614	10632	10622	10652	10742	10732
	150x50	10432	10520	10521	10522	10500	10501	10502	10472	10582	10706	10612	10612	10611	10602	10613	10614	10632	10622	10662	10742	10732
	195x50	10452	10520	10521	10522	10500	10501	10502	10472	10582	10707	10612	10612	10611	10602	10613	10614	10632	10622	10662	10742	10732



suitable for transportation of optical fibre cables/Cat.6

	joint covers						DLP 3D adaptor	cable retaining bracket	cable tie saddle	mosaic accessory frame												DLP floor duct adaptor		insulation boxes		LEXIC MCB frames	
	base cover	front cover			40mm	65mm				85mm	1 module 40mm	2 module 65mm 85mm	3 module 65mm 85mm	4 module 65mm 85mm	6 module 65mm 85mm	65m	85m	2 module	3 module	2 65mm module	3 85mm module						
		40mm	65mm	85mm																							
610692	610800	-	-	610761	10682	30881	610910	-	-	-	-	-	-	-	-	-	-	-	-								
610692	-	610801	-	610761	10682	30881	-	610921	-	610931	-	610941	-	610961	-	610772 + 10690	-	10927	10937	610925	-						
610692	610800	-	610802	610761	10682	30881	610910	-	610922	-	610932	-	610942	-	610962	-	610774 + 10690	10927	10937	-	610935						
610692	610800	610801	610802	610761	10682	30881	610910	610921	610922	610931	610932	610941	610942	610961	610962	-	610774 + 10690	10927	10937	610925	610935						
610692	610800	610801	610802	610761	10682	30881	610910	610921	610922	610931	610932	610941	610942	610961	610962	-	610774 + 10690	10927	10937	610925	610935						
10692	10800	-	-	10761	10682	30881	10910	-	-	-	-	-	-	-	-	-	-	-	-	-	-						
10692	-	10801	-	10761	10682	30881	-	10921	-	10931	-	10941	-	10961	-	10772 + 10690	-	10927	10937	10925	-						
10692	10800	-	10802	10761	10682	30881	10910	-	10922	-	10932	-	10942	-	10962	-	10774 + 10690	10927	10937	-	10935						
10692	10800	10801	10802	10761	10682	30881	10910	10921	10922	10931	10932	10941	10942	10961	10962	-	10774 + 10690	10927	10937	10925	10935						
10692	10800	10801	10802	10761	10682	30881	10910	10921	10922	10931	10932	10941	10942	10961	10962	-	10774 + 10690	10927	10937	10925	10935						

1 Wire and cable sizes

Wire cross section (mm ²)	Cable sizes: Cross section and diameter									
	1 conductor		2 conductor		3 conductor		4 conductor		5 conductor	
	cross section (mm ²)	Ø max (mm)	cross section (mm ²)	Ø max (mm)	cross section (mm ²)	Ø max (mm)	cross section (mm ²)	Ø max (mm)	cross section (mm ²)	Ø max (mm)
1,5	44	6,6	111	10,5	121	11,0	144	12,0	169	13,0
2,5	49	7,0	133	11,5	157	12,5	169	13,0	211	14,5
4	58	7,6	169	13,0	183	13,5	211	14,5	256	16,0
6	68	8,2	196	14,0	225	15,0	256	16,0	307	17,5
10	85	9,2	256	16,0	289	17,0	343	18,5	400	20,0
16	111	10,5	43	18,5	381	19,5	441	21,0	529	23,0
25	157	12,5	484	22,0	553	23,5	651	25,5	784	28,0
35	183	13,5	601	24,5	676	26,0	813	28,5	993	31,5
50	225	15,0			841	29,0	1 057	32,5		

Example		
A - Description • 2 cables 3 x 1,5 ² • 10 cables 4 x 4 ²		• 4 cables 4 x 2,5 ²
B - Calculation of cumulative cable cross-section: See table 1		
	Theoretical cross-section (mm ²)	Practical cross-section (mm ²)
2 cables 3 x 1,5 ²	2 x 121 =	242
4 cables 4 x 2,5 ²	4 x 160 =	678
10 cables 4 x 4 ²	10 x 211 =	2 110
TOTAL	3 028	3 330*
*K (filling factor) = 1.10 Section = 3 028 x 1.10 = 3 330 mm ²		
C - Trunking selection See table 2		

2 Trunking capacities and compartment choices

	Section (mm ²) Ømax (mm)	60x50		105x50				150x50						
		CV40	CV65	CV40	CV40	CV85	CV40	CV40	CV40	CV65	CV65	CV40	CV85	CV130
Body only	Section	2360	3380	1930	1930	4330	2000	1570	2000	3020	3020	2000	4020	6470
	Ømax	28	40	28	43	28	28	28	43	43	2x43	43	28	28
With Mosaic support	Section	1840	1830	1410	1410	2300	1480	1050	1480	1470	1470	1480	1990	
	Ømax	2x24	2x18	2x21	2x21	2x24	24	2x17	24	18	18	24	26	





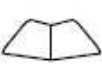


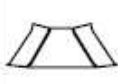




	195 x 50																	
	2CV85	1CV 130 + 1CV 40	2CV 40 + 1CV 85	2CV 65 + 1CV 40	2CV 65 + 1CV 40	2CV 65 + 1CV 40	4CV 40	CV180	CV85	CV85	CV130	CV40	CV40	CV40				
Body only	8470	4020	4020	6040	2000	2000	3590	2000	3020	2580	2000	3020	1570	3020	2000	1570	1570	2000
	3x42	43	43	2x42	28	28	42	28	43	42	28	43	28	43	28	28	28	28
With Mosaic support		190	190		1480	1480	1560	1480	1470	1030	1480	1470	1050	1470	1480	1050	1050	1480
		26	26		2x21	2x21	2x18	2x21	18	14	2x21	18	2x17	18	2x21	2x17	2x17	2x21

Bold numbers - Stock items


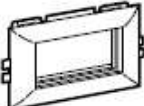










DLP 3D selection chart

trunking and accessories

Trunking	Covers	Partitions	Finishing accessories								
											
Profile	2 meters	2 meters	End caps	Variable int. angle	Variable ext. angle	Junction for mini-trunking (16 & 20)	Junction to new DLP	Angled junction	Base for cable tie	Joint cover	
55 x 55 mm 	323 02	301 80	308 53	323 14	323 20	323 26	338 12	107 61	323 32	308 94	309 00
80 x 80 mm 	323 04	301 83	308 66 308 53	323 16	323 22	323 28	338 22	107 61	323 34	308 94	309 01

NEW

Trunking	Frames for Mosaic				Supports		Spotlite	Slimlite	
									
Cross-sections	2modules	3 modules	4modules	6modules	Universal bracket 60mm				
55x55mm 	323 02	-	-	-	306 96	309 12	-	-	
80x80mm 	323 04	303 81	303 98	303 97	305 47 306 96	306 87	309 02	309 03	1 x 13 W 306 15 2 x 13 W 306 45

DLP 3D : freedom for the distribution of cables at ceiling level



DLP 3D
from floor to ceiling