

Control and signalling units Ø 22  
**Harmony<sup>®</sup> XB4, metal**  
**Harmony<sup>®</sup> XB5, plastic**

Catalogue  
june

06



## Control and signalling units Ø 22

Harmony® XB4, metal

Pushbuttons, switches and pilot lights:  
complete units, XB4 B

### Complete units

### Contact functions

Pushbuttons, spring return, with chromium plated metal bezel



Flush push, unmarked

XB4 BA1044  
see page 15



Flush push, with marking

XB4 BA1111  
see page 16



Projecting push, with marking

XB4 BL4322  
see page 18



Booted flush push

XB4 BW13244  
see page 17



Projecting push, unmarked

XB4 BL92  
see page 11



Ø 40

Mushroom head

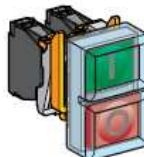
XB4 BL71  
see page 24

Double-headed pushbuttons, spring return, with chromium plated metal bezel



Flush push + projecting push

XB4 BL945  
see page 23



Booted flush push + projecting push

XB4 BL945  
see page 23

Emergency stop mushroom head pushbuttons, Ø 40, with chromium plated metal bezel

- trigger action and mechanical latching
- or
- mechanical latching only



Ø 40

Push-pull (EN 418/ISO 13850)

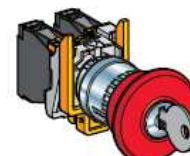
XB4 BT345  
see page 29



Ø 40

Turn to release (EN 418/ISO 13850)

XB4 BS045  
see page 26



Ø 40

Key release (EN 418/ISO 13850)

XB4 BS145  
see page 26

Push-pull

XB4 BT142  
see page 27

Turn to release

XB4 BS242  
see page 27

Key release

XB4 BS142  
see page 27

Selector switches and key switches, with chromium plated metal bezel



Standard handle, black

XB4 BL54  
see page 30



Long handle, black

XB4 BL64  
see page 34



Key switch

XB4 BL74  
see page 35

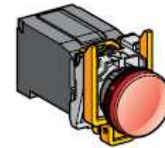
## Control and signalling units Ø 22

Harmony® XB4, metal  
Pushbuttons, switches and pilot lights:  
complete units, XB4 B

### Complete units

### Signalling functions

#### Pilot lights



Integral LED

[XB4 BV16](#) [XB4 BV16](#) [XB4 BV16](#)  
see page 19

For bulb with BA 9s base fitting  
Direct supply

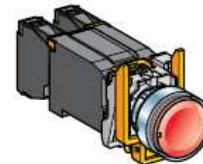
[XB4 BV16](#)  
see page 17

Via integral transformer with secondary

[XB4 BV16](#) [XB4 BV16](#)  
see page 17

### Combined functions (contact + signalling)

#### Illuminated pushbuttons, spring return, flush push, chromium plated metal bezel



Integral LED

[XB4 BW16](#) [XB4 BW16](#) [XB4 BW16](#)  
see page 19

For bulb with BA 9s base fitting  
Direct supply

[XB4 BW16](#)  
see page 21

Via integral transformer

[XB4 BW16](#) [XB4 BW16](#)  
see page 21

#### Illuminated double-headed pushbuttons, spring return, chromium plated metal bezel



Integral LED

[XB4 BV16](#)  
see page 20

#### Illuminated selector switches with standard handle, chromium plated metal bezel



Integral LED

[XB4 BK16](#) [XB4 BK16](#)  
see page 22

# Control and signalling units Ø 22

Harmony® XB4, metal  
Pushbuttons, switches and pilot lights:  
sub-assemblies, ZB4 B

## Non illuminated units for user assembly

For pushbuttons, spring return, unmarked



Screw clamp terminals  
ZB4 B2 (14) ZB4 B3 (14)  
see page 40



Faston  
ZB4 B2 (14) ZB4 B3 (14)  
see page 41

For pushbuttons, spring return, with marking

For double-headed pushbuttons, spring return

For "push-push to release" pushbuttons

## Contact functions

### Body sub-assemblies

### Head sub-assemblies, chromium plated or black metal bezel



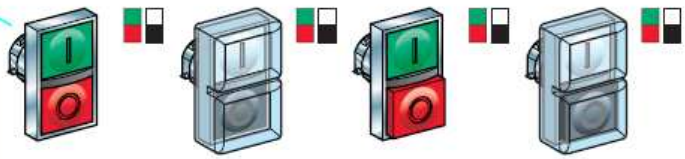
Flush push without cap ZB4 BA1 see page 10	Flush push with set of 6 caps ZB4 BA2 see page 10	Flush push ZB4 BA4 see page 10	Flush push for insertion of legend ZB4 BA6 see page 10
--	---	--------------------------------------	--



Projecting push ZB4 BL4 see page 16	Recessed push ZB4 BA4 see page 16	Booted flush/projecting push ZB4 BP4, BP4S see page 17	Booted flush push for insertion of legend ZB4 BP6 see page 17
---	---	--	---



Flush push ZB4 BA1, BA2, BA4, BA6 ZB4 BA3, BA5 see page 10	Projecting push ZB4 BL4 see page 16
---	---



Flush pushes (IP 40/IP 66) Unmarked/with marking		Flush push + projecting push (IP 40/IP 66) Unmarked/with marking	
ZB4 BA1** see page 22	ZB4 BA2** see page 22	ZB4 BL1** see page 22	ZB4 BL3** see page 22
ZB4 BA3** see page 23	ZB4 BA5** see page 23	ZB4 BL4** see page 22	ZB4 BL5** see page 23



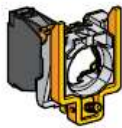
Flush push ZB4 BL1** see page 22	Projecting push ZB4 BL4** see page 23
--	---

## Control and signalling units Ø 22

Harmony® XB4, metal  
Pushbuttons, switches and pilot lights:  
sub-assemblies, ZB4 B

### Non illuminated units for user assembly (continued)

For mushroom head pushbuttons



Screw clamp terminals  
ZB4 B219/B211  
see page 41

For mushroom head Emergency Stop pushbuttons  
■ trigger action and mechanical latching  
or  
■ mechanical latching only



Faston  
ZB4 B219/B211  
see page 41

For selector switches and key switches

### Contact functions

#### Body sub-assemblies

#### Head sub-assemblies, chromium plated or black metal bezel



● ● ●  
● ● ●  
● ● ●  
Ø 30  
Ø 40  
Ø 60

Spring return  
ZB4 B2/B3  
see page 24



● ● ●  
● ● ●  
● ● ●  
Ø 30  
Ø 40  
Ø 60

Latching  
ZB4 B2/B3/B3S  
see page 25



● ● ●  
● ● ●  
● ● ●  
Ø 30  
Ø 40  
Ø 60

Push-pull (EN 418/ISO 13850)  
ZB4 B1/B1  
see page 26



● ● ●  
● ● ●  
● ● ●  
Ø 30  
Ø 40  
Ø 60

Turn to release (EN 418/ISO 13850)  
ZB4 B5/B4  
see page 26

Push-pull  
ZB4 B1/B3/B4  
see page 27

Turn to release  
ZB4 B5/B5S/B5S  
see page 27



● ● ●  
● ● ●  
● ● ●  
Ø 30  
Ø 40  
Ø 60

Key release (EN 418/ISO 13850)  
ZB4 B5/B4  
see page 28

Key release  
ZB4 B5/B5S/B5S  
see page 27



Standard black handle (1)  
ZB4 B1/B4  
see page 30



Long black handle (1)  
ZB4 B1/B4  
see page 34

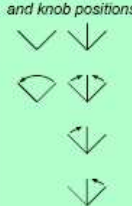


Knurled black knob (1)  
ZB4 B1/B4  
see page 31

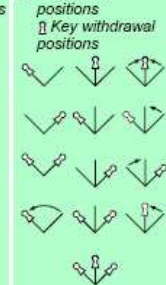


Key switch (2)  
ZB4 B1/B4  
B1+TEC10  
see page 35

#### (1) Switch handle and knob positions



#### (2) Key switch positions



For toggle switches



2-position lever (3)  
ZB4 B1/B1  
see page 37

#### (3) Lever positions



## Control and signalling units Ø 22

Harmony® XB4, metal

Pushbuttons, switches and pilot lights:  
sub-assemblies, ZB4 B

### Pilot lights for user assembly

### Signalling functions

Body sub-assemblies  
with integral LED

Head sub-assemblies



With lens fitted

ZB4 BV003  
see page 38

Connection:  
screw clamp terminals

ZB4 BVJ0BVB0V0  
BVM  
see page 48



With 5 separate lenses, not fitted

ZB4 BV001  
see page 38



Connection: plug-in  
connector

ZB4 BV004 BV004  
BVM4  
please consult your  
Regional Sales Office

Body sub-assemblies  
for BA 9s bulb

Head sub-assemblies

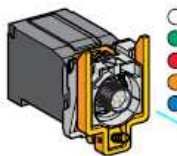


With lens fitted

ZB4 BV006 ZB4 BV005  
see page 37

Direct supply  
Connection:  
screw clamp terminals

ZB4 BV0  
see page 48



Via integral transformer  
Connection: screw clamp  
terminals

ZB4 BV009  
see page 48

## Control and signalling units Ø 22

Harmony® XB4, metal  
Pushbuttons, switches and pilot lights:  
sub-assemblies, ZB4 B

### Illuminated pushbuttons for user assembly

For illuminated pushbuttons, spring return



Screw clamp terminals  
ZB4 BW000000  
ZB4 BW000001  
ZB4 BW000002  
see pages 44 and 45



For double-headed pushbuttons, spring return, with pilot light

Plug-in connector  
ZB4 BW000004  
Please consult your  
Regional Sales Office

For illuminated "push-push to release" pushbuttons and illuminated selector switches with standard handle

Body sub-assemblies for BA 9s bulb

For illuminated pushbuttons, spring return



Direct supply  
Screw clamp terminals  
ZB4 BW0004  
see page 45



Via integral transformer  
Screw clamp terminals  
ZB4 BW0005  
see page 45

### Combined functions (contact + signalling)

Body sub-assemblies with integral LED

Head sub-assemblies, chromium plated or black metal bezel



Flush push

ZB4 BW0001  
see page 20

Flush push with illuminated ring

ZB4 BW0003  
see page 20

Flush push for insertion of legend

ZB4 BW0002  
see page 20



Booted flush push

ZB4 BW0007  
see page 20

Projecting push

ZB4 BW0008  
ZB4 BW0015  
see page 20



Flush push  
Unmarked/with marking

ZB4 BW000001  
see page 22

Flush push + projecting push  
Unmarked/with marking

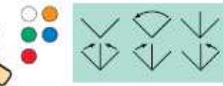
ZB4 BW000003  
see page 23

Flush push + projecting push  
Unmarked/with marking

ZB4 BW000001  
see page 22

Flush push + projecting push  
Unmarked/with marking

ZB4 BW000003  
see page 23



Flush or projecting "push-push to release"

ZB4 BW000300  
see page 22

Selector switches with standard handle

ZB4 BW000005  
see page 27

Head sub-assemblies, chromium plated or black metal bezel



Flush push

ZB4 BW0004  
ZB4 BW0005  
see page 21



Projecting push

ZB4 BW0004  
ZB4 BW0005  
see page 21